


# Exciting Writing in Year 1!



I hope that these ideas and reminders will help to inspire you to produce some super writing!

## Interactive Writing Activities and Games

The BBC Bitesize website has daily lessons for all different subjects. Look at their daily English lessons with helpful information, videos and activities.

<https://www.bbc.co.uk/bitesize/tags/zjpqgp3/year-1-and-p2-lessons>



The Oak National Academy also presents daily lessons with videos in which teachers will lead you through the lessons.

<https://classroom.thenational.academy/subjects-by-year/year-1/subjects/english>

On the Top Marks website you can play a lot of different games to practise phonics, spelling and punctuation. Can you win them all?

<https://www.topmarks.co.uk/english-games/5-7-years/letters-and-sounds>



Check out Fun English Games! Enjoy a range of learning activities and

practise exercises that will challenge you in a fun, interactive way.

<https://www.funenglishgames.com/games.html>

FunEnglishGames.com  
Free English Resources Online!



Looking for inspiration about what to write about? On the National Literacy Trust website you can find a lot of activities to help you.

<https://literacytrust.org.uk/family-zone/5-8/activities-5-8/>



# Writing in Year One.

Here are some top tips from Year 1 teachers to help you to remember everything that you have learnt at school.

## 1. Say your sentence.

Saying your sentence out loud before writing it, helps us to know that it is not too long and that it makes sense.



Year 1 teachers say: 'point to each word as you read it!'

## 2. Write your sentence.

Don't forget your finger spaces in-between each word!

Sound out words to help you spell them.  
Use a sound mat to check your sounds.

## 3. Check your sentence.

Does it make sense?

Have you missed any words out?

Have you remembered capital letters and full stops correctly?

Year 1 teachers say: 'read it out loud.'

## Powerful punctuation. . A ? !

The punctuation in our writing is so important. Without a full stop our sentences would be too long.

At the end of a sentence remember your full stop.

Are you asking a question? Swap the full stop for a question mark.

Are you saying something surprising or forceful? Then use an exclamation mark. Use one now!

### Writing Checklist

Year 1 teachers say: "Have you remembered your...?"

- Capital letters
- Finger spaces
- Correct letter formation
- Full stops (or question marks and exclamation marks)

You will always have a finger space in-between a word.

Dear Bob,



You must use a capital letter to start every sentence and for names of people, places, days of the week and months of the year.

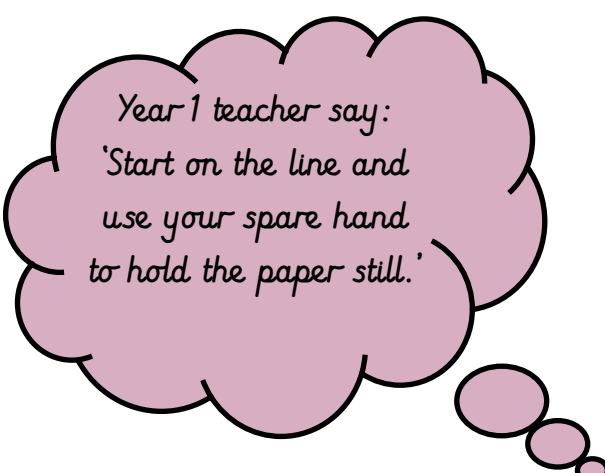
Year 1 teachers say: 'check which way round your b's and d's are!'



## Happy Handwriting!

Ensuring that our letters are formed correctly is so important. It helps us to read back our own writing and ensures it is clear for others to read too. Forming our letters neatly and correctly (especially with the joins) strengthens both our fingers and the connection between our hands and brains.

a b c d e f g



Year 1 teacher say:  
'Start on the line and  
use your spare hand  
to hold the paper still.'

h i j

k l m n o p

q r s t u

v w x y z

# Wonderful Words.

Using different words in our writing helps us to keep it interesting.

Year 1 teachers say: 'say your word slowly and use your sound mat to help you find the sounds that you need'.



Phase 2 to 5 Tricky Words			
Phase 2	Phase 3	Phase 4	Phase 5
I no the to go into	he she we me be you are her was all they my	said have like so do some come little one were there what when out	oh Mrs people their called Mr looked asked could

Year 1 teachers say: 'use a tricky word mat to help you spell those tricky words that we just need to learn.'

What is a noun?

A noun is a thing.

table      chair      leg  
computer      glue      dog  
dress      runner      ball

What is an adjective?

An adjective describes a noun.


blue      fast      jolly  
excited      handsome  
plain      fierce      lively

The excited dog chased the fast runner.

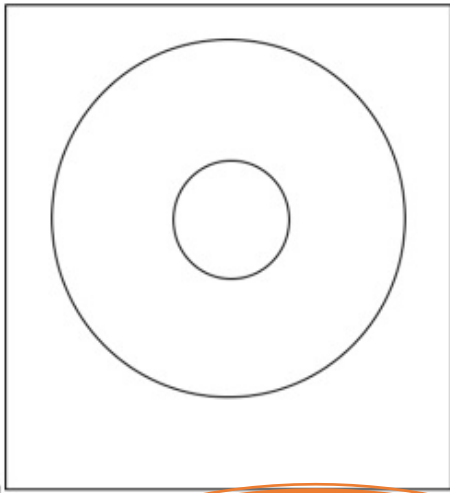


## Planning.

*I don't know what to write!*



Sometimes working out what to write is the hardest part of writing. Here are some of the ways we get our brains thinking and plan our ideas.



**Circle Maps:** Circle maps are used to brainstorm a topic. We put the main idea in the middle circle and record ideas and useful vocabulary that we will need around it.

**Drawings:** Drawing helps us to describe what we want to write about and to think about it in more detail before writing.


























**Drama:** We often act as characters from our books. This helps us to think about how they might feel and what they might say.



Miss Parsons says: 'Here are your sound mats to help you find the correct sound in all of your words. Good luck!'

## Phase 2 Sound Mat

s 	a 	t 	p 	i 	n 	m 	d 
g 	o 	c 	k 	ck 	e 	u 	r 
h 	b 	f 	ff 	l 	ll 	ss 	

## Phase 3 Sound Mat

j 	v 	w 	x 	y 	z 	zz 	qu 
ch 	sh 	th 	ng 	ai 	ee 	igh 	oa 
oo 	oo 	ar 	or 	ur 	ow 	oi 	ear 
air 	ure 	er 					

Miss Parsons says: 'Here are your sound mats to help you find the correct sound in all of your words. Good luck!'

st  nest	nd  hand	mp  lamp	nt  tent	nk  ink	ft  gift	sk  tusk	lt  belt
lp  help	lf  shelf	lk  milk	pt  script	xt  text	tr  tree	dr  drawing	gr  grandpa
cr  crab	br  brush	fr  frog	bl  blackberry	fl  flag	gl  glasses	pl  plane	cl  clown
sl  sleep	sp  spade	st  starfish	tw  twins	sm  small	pr  printer	sc  scarf	sk  skunk
sn  sniff	nch  bench	scr  screw	shr  shrew	thr  thread	str  string	Phase 4 Blends and Clusters	
ay  crayon	ou  cloud	ie  tie	ea  beads	oy  boy	ir  girl		
aw  saw	wh  whistle	ph  elephant	ew  pew	ew  screw	oe  toe	au  haunted	ey  monkey
a-e  snake	e-e  concrete	i-e  slide	o-e  bone	u-e  flute	u-e  cube	Phase 5 Sound Mat	



Miss Parsons says: 'here are the tricky words to help you check and make sure they are spelt correctly.'

## Phase 2 to 5 Tricky Words

Phase 2	Phase 3	Phase 4	Phase 5
I no the to go into	he she we me be you are her was all they my	said have like so do some come little one were there what when out	oh Mrs people their called Mr looked asked could

Miss Parsons says:  
'Good luck and dive  
deep into your writing  
1P!

